

Control unit with graphic 5.7" display

For manual and auto control of the ANODIZING POWER SUPPLY type pe87DW for anodizing, pore modification for interference colouring processes, and for electrolytic aluminium colouring.



Control unit pe8705, front view

Characteristic values

Designed for the use in plating environment

Large illuminated 5.7" graphic display

5 x 4 keypad for easy handling and navigation

Additional 5x1 keypad and 4x1 keypad for quick and easy navigation and file selection on the display

Large illuminated push buttons for the process operator to control the main functions

Clear and user-friendly menu navigation via well-structured pull down menus

Signal tower for process status indication via different colour combinations

PT100 temperature sensor for tank temperature monitoring

MMC/SD card reader for software update, import / export of device configuration, set points and bus-logging data, and for process batch data loading / storing

99 pre-defined voltage/time-colouring programs are delivered on the SD card and can be edited and stored by the operator

Ampere-hour counter (totalizer), dosage counter

Pre-defined waveforms: DC, pause, DC ramp, AC ramp (Sinus), AC (Sinus)

Batch function

Integrated compensation function of light up correction „and“ after colouring for alloy deviation

Auto-adjustment for different charge sizes

Password protection

PROFIBUS interface for external control

2 programmable output relays

Ambient temperature max. 40°C

Protection grade IP54

Polycarbonate (ABS) casing, polycarbonate-coated aluminium front panel

Menu languages: English, German

Weight: 5500g

Dimensions (W x H x D): 370 x 340 x 170mm
(without signal tower and connectors)

Mains supply: 230V or 115V AC

Display

Clear display of the actual main process values (process time, effective value, temperature (via PT100), graphic process position indicator)

Menu overview:

- Scope function for set points and actual values
- Display of status, warning and error messages
- Temperature indication
- Listing of the batch files stored on SD card

Pull down menus for operation and configuration

Optional available functions

RS485 interface

Ethernet / (TCP/IP) interface for status monitoring

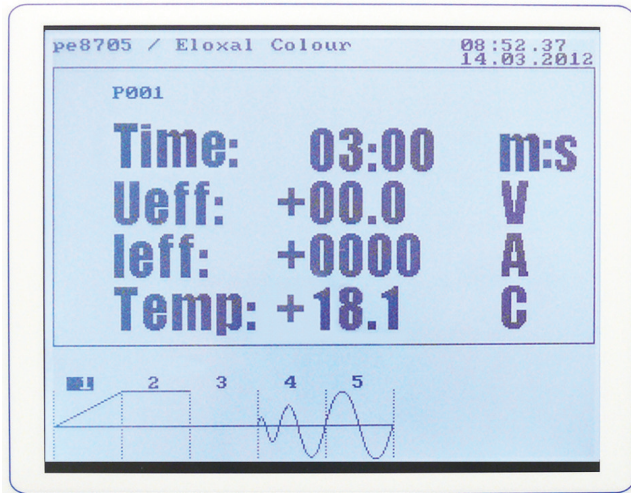
Further inputs / outputs

EMV: EN55011 class A, group 1 ; EN61000-6-4 and EN61000-6-2;
CE-conformity IEN50178 - low voltage guide line

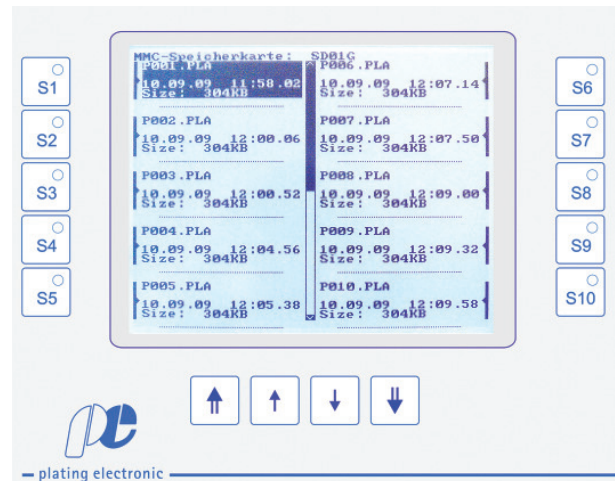
Technical equipment, design and features: subject to change! For further information please contact plating electronic GmbH.

plating electronic GmbH | 79350 Sexau | Fon +49 7641 93500-0 | www.plating.de
Rheinstr. 4 | Germany | Fax +49 7641 93500-999 | info@plating.de

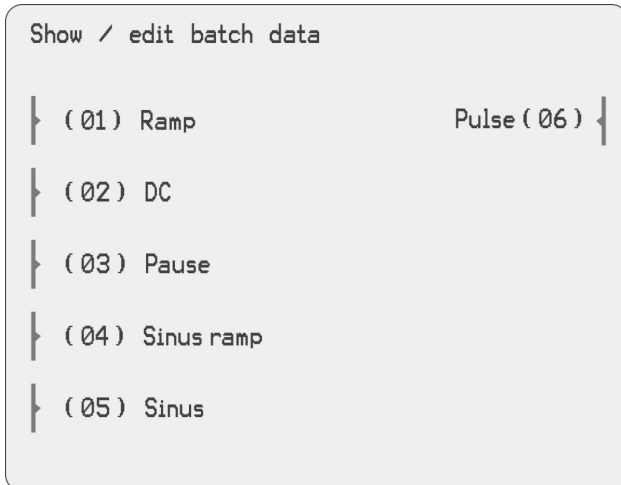
Examples of the display:



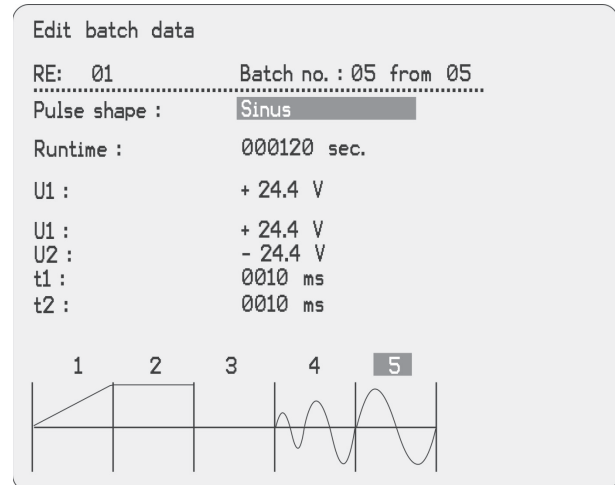
Operating menu showing the main process parameters, the selected program number and the actual position within the batch (schematic view)



Listing of batch data from SD card



Listing of the content for editing of one batch



Parameter editing menu, sinus wave selected

The pre-defined program files (batches) are designed by plating electronic GmbH. 99 batch files are delivered on the SD card inserted in the SD card reader inside the control unit. These files can be edited manually for temporary or permanent use.

In automatic mode the batch data are set by the external control or can be loaded from the MMC/SD card.

Technical equipment, design and features: subject to change! For further information please contact plating electronic GmbH.