

Control unit with graphic 5.7" display

For manual or auto control (Bus control) of PULSE-REVERSE POWER SUPPLIES of the series pe80CD... /86C... /861...



Control unit pe8005, front view

Characteristic values

Designed for the use in plating environment

Large illuminated 5.7" graphic display

5 x 4 keypad for easy handling and navigation

Clear and user friendly menu navigation via well structured pull down menus

Easy generation of complex waveforms, consisting of up to 16 steps (2 current and/or voltage values per step)

Ability to control up to 16 Pulse Reverse Power Supplies

Synchronization of pulse outputs can be configured

All parameters are adjustable during running process

MMC/SD card reader for software update, import / export of device configuration, set points and bus-logging data

Ah-totalizer, dosage counter, timer

Start and stop ramps (in automatic mode only)

Batch function (in automatic mode only)

RS485 interface to control the unit via specified pe protocol

2 programmable output relays

Ambient temperature max. 40°C

Protection grade IP54

Polycarbonate (ABS) casing, polycarbonate-coated aluminium front panel

Menu languages: English, German

Weight: 3200g

Dimensions (W x H x D): 325 x 240 x 90mm

Mains supply: 115V, 230V AC or 24V DC

Display

Clear listing of the actual values of all pulse outputs

Scope function for set points and actual values

Display of status, warning and error messages

Temperature indication

Optional available functions

PROFIBUS interface

TCP/IP interface:

- Integrated web server (status, set points, actual values)
- remote control via website (Java required)

RS485 Modbus


EMV: EN55011 class A, group 1 ; EN61000-6-4 and EN61000-6-2;

CE-conformity IEN50178 - low voltage guide line

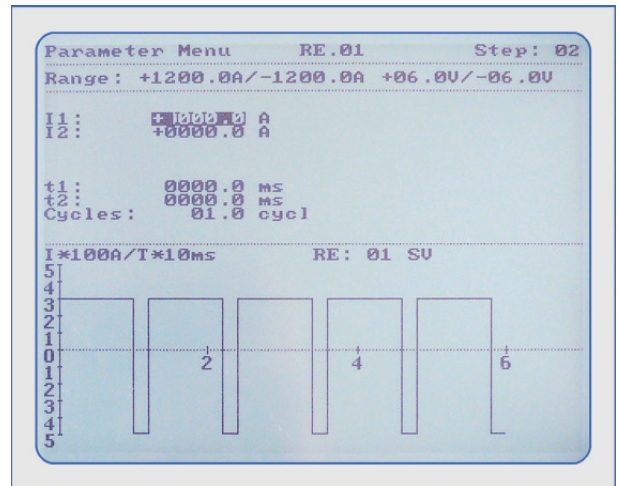
Technical equipment, design and features: subject to change! For further information please contact plating electronic GmbH.

plating electronic GmbH | 79350 Sexau | Fon +49 7641 93500-0 | www.plating.de
Rheinstr. 4 | Germany | Fax +49 7641 93500-999 | info@plating.de


Examples of the display:




Pull down menu "Settings"



Set point programming with graphic diagram for easy handling



Actual output value (scope function)



The screenshot shows the operating screen with a table of parameters for all PULSE-REVERSE Power Supplies. The table has columns for RE, U/U Ave., I/A Ave., Ah, h/m/s, and U/E. Below the table, dosing totalizer values are listed.

RE	U/U Ave.	I/A Ave.	Ah	h/m/s	U/E
01	+000.0	+0000.0	00002.37	06	XXXXXXXX
02	+000.0	+0000.0	00000.10	07	XXXXXXXX
03	+000.0	+0000.0	00000.00	00	XXXXXXXX
04	+000.0	+0000.0	00000.00	00	XXXXXXXX
05	+000.0	+0000.0	00000.00	00	XXXXXXXX
06	+000.0	+0000.0	00000.00	00	XXXXXXXX

Dosing totalizer 1: 00002.47:13
 Dosing totalizer 2: 00002.47:13
 Dosing totalizer 3: 00002.47:13
 Dosing totalizer 4: 00002.47:13

The actual parameters of all PULSE-REVERSE Power Supplies are listed in the operating screen

With the optional available ETHERNET interface it is possible to control the control unit by a Java applet. The integrated web server provides the actual status, the set points and the actual values for all PULSE-REVERSE Power Supplies. This function has been especially designed for remote service and remote diagnostics.

The two free programmable relays can be used for warning, status and error messages and also for dosage impulse.

Technical equipment, design and features: subject to change! For further information please contact plating electronic GmbH.