

Output power:	240 - 2000 Watts (230V/1~/50-60Hz)	Typical applications:	Laboratory plating lines
DC current:	60 - 250 A (max. 250 A / 8 V)	Precious metal plating	Reel-to-reel plating
DC voltage:	4 - 30 V (max. 1000 V / 2 A)	PCB lines	Manual plating lines

DC power supply in switch mode technology, designed for use in electroplating.



POWER STATION pe4303, front view



POWER STATION pe4303, back view

Characteristic values

Linearity inaccuracy < 1 %

Ripple less than < 1 %

Efficiency typical > 85 %

Powerfactor $\cos \phi$ 0,95

Constant current and voltage control

Soft start function

Over temperature protection

Current and voltage preset

Precise current and voltage settings via 10-turn potentiometer (270° or other on request)

Internal shunt with 60 mV at I_{nenn}

Mains supply: standard 230 V +/- 10 % / 50-60 Hz (other voltages on request)

Cooling

Optimized cooling air guiding, air consumption max. 180m³/h

Cooling air outlet in front panel (turned air flow on request)

Ambient temperature 35°C (other on request)

Design

Compact desktop unit, protection grade IP21

Casing powder coated colour RAL 7035 (Standard)

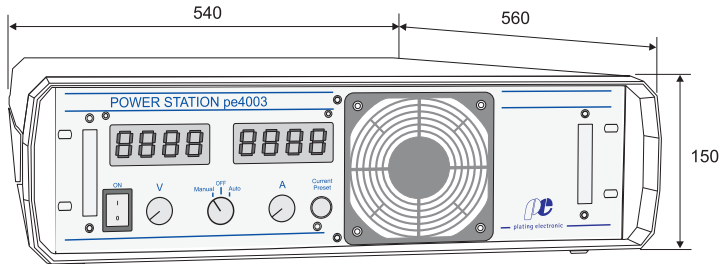
Anodized aluminium front panel

DC connection in back panel

EMV: EN50011 class A, group B ; EN61000-6-4 and EN61000-6-2;
CE-conformity low voltage guide line: EN50178

Values	Standard sizes – DC output ¹										other sizes on request	
	250 A				200 A	150 A	120 A	100 A		80 A	60 A	2 A
DC current												
DC voltage	4 V	5 V	6 V	8 V	10 V	12 V	15 V	18 V	20 V	24 V	30 V	1000 V
Mains supply	230 V AC											
Weight	approx. 25-30 kg											

Standard dimensions



Control

Analog signals Iset, Uset, Iact, Uact = 0-10 V


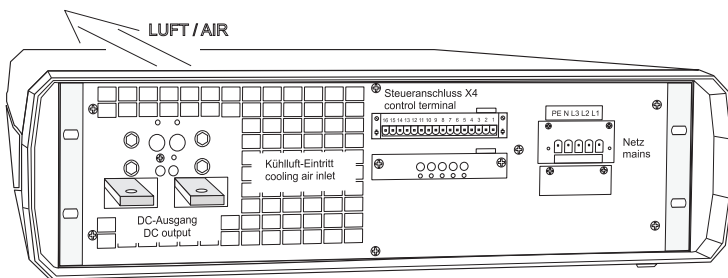
Control optional available

Analog signals galvanically isolated via isolation amplifier:
0-10V, 4-20mA, 0-20mA (other on request), X4-terminal

Serial interface RS485: X6 and X7 terminal

Optional available

Separate electronic controlled pole changer



DC output bus bars

DC output bus bars

Tin-coated copper bars

Size, location and design of the DC output bus bars may differ from the standard

Technical equipment, design and features: subject to change! For further information please contact plating electronic GmbH.