

POWER STATION pe4084


Output power: 800 - 6000 Watts
DC current: 200 - 600 A (max. 600 A / 8 V)
DC voltage: 4 - 30 V (max. 1000 V / 5 A)

Typical applications:
 Precious metal plating Laboratory plating lines
 PCB lines Manual plating lines

DC power supply in switch mode technology, designed for use in electroplating.



POWER STATION pe4084, front view



POWER STATION pe4084, back view

Characteristic values

- Linearity inaccuracy < 1 %
- Ripple less than < 1 %
- Efficiency typical > 85 %
- Powerfactor $\cos \phi$ 0,95
- Constant current and voltage control
- Soft start function
- Over temperature protection
- Current and voltage preset
- Programmable control unit
- Large 3-line LCD display
- Keypad for operation and programming
- Integrated Ampere-hour counter (totalizer)
(preset counter and other function optional available)
- Internal shunt with 60 mV at I_{nenn}
- Mains supply: standard 3x400 V +/- 10 % / 50-60 Hz without N
(other voltages on request)

Cooling

- Optimized cooling air guiding, air consumption max. 360m³/h
- Cooling air outlet in front panel (turned air flow on request)
- Ambient temperature 35°C (other on request)


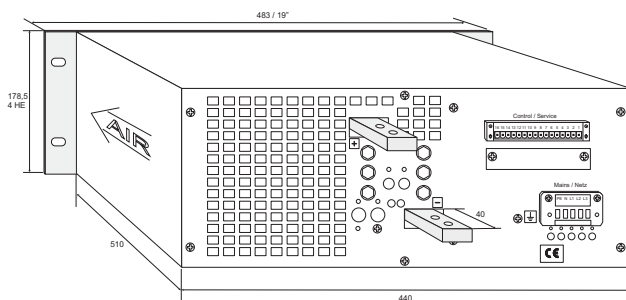
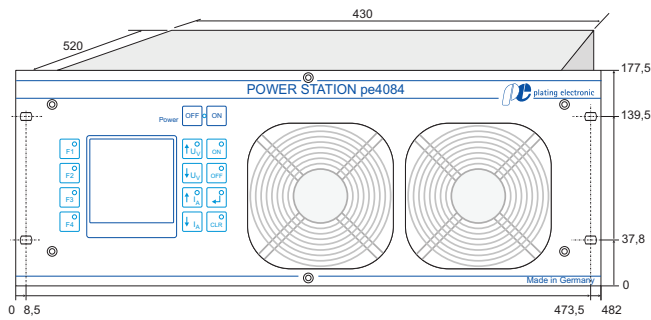
Design

- Protection grade IP20
- Stainless steel casing, Aluminium front panel with polycarbonat film
- DC connection in back panel
- Easy installation

EMV: EN50011 class A, group B ; EN61000-6-4 and EN61000-6-2;
 CE-conformity low voltage guide line: EN50178

Values	Standard sizes – DC output ¹											other sizes on request			
	600 A				500 A	400 A	300 A	250 A	200 A	5 A	250 A	200 A	5 A		
DC current	4 V	5 V	6 V	8 V	10 V	12 V	15 V	18 V	20 V	24 V	30 V	1000 V			
DC voltage	3 x 400 V AC														
Mains supply	approx. 22 kg														
Weight															

Standard dimensions



DC output bus bars

Control

Analog signals Iset, Uset, Iact, Uact = 0-10 V

Control optional available

Analog signals galvanically isolated via isolation amplifier:
0-10V, 4-20mA, 0-20mA (other on request), X4-terminal

Serial interface RS485: X6 and X7 terminal

Optional available functions

- Preset counter, dosage counter *
- Ramp function (start / stop ramp)
- Timer function for ON / OFF *
- Voltage / current alarm *
- Operating hours counter
- Chopper timer (pulse-capable rectifier type requested)
- Pole changer function (mechanical / electronic) *
- Programmable DC steps (14 individual steps) *
- Extern ON
- * Indication / alarm output

Optional available

Separate electronic controlled pole changer

DC output bus bars

tin-coated copper bars

Size, location and design of the DC output bus bars may differ from the standard

Technical equipment, design and features: subject to change! For further information please contact plating electronic GmbH.